



President's Message

Greg Stone (gstone4@outlook.com)
949-413-0920

We are back on schedule with our monthly meetings. This month we have a presentation on 3D printing. Join us on Monday, October 2nd at 7pm at the Norman Murray center in Mission Viejo.

It was great to see many of our members at the OCMA field last month as we joined the Harbor Soaring Society and the Scale Squadron in supporting the AMA National Aviation Day. We had flight training, open flying, and barbecue lunch for all in attendance. All donations were for the Camp Pendleton Semper Fi Fund.

With the re-opening of the Sand Canyon entrance we have seen an increase in vehicles on Perimeter Road and with vehicles driving onto the runway. While we work on ways to better block access to the runway we must all make sure our flying stays on our side of the roadway so as not to cause any incidents with vehicles on the road. Remember, it only takes one incident and we could lose the flying site.

We are again participating in the Great Park Spooktacular on Saturday and Sunday, October 14 & 15. We need help with aircraft displays (airplanes, quads, and helicopters). We also need pilots that are comfortable with small space flying to help with flight demos.

INSIDE THIS ISSUE

continued on page 2

- 1 President's Message
- 2 / 3 Club's Rules / Field Map
- 4 OCRCC Board / Gilman Springs RC Flyers
- 5 Tip of the Month
- 6 Club Meeting / Events Update
- 7 Raffle Winners / Field Opening & Closing
- 8/9 Advertising / Air Museum Schedule

Next Club Meeting

Monday
October 2nd 2017

**NORMAN P. MURRAY
COMMUNITY & SENIOR
CENTER
24932 VETERANSWAY
MISSION VIEJO, CA. 92692
7:00 P.M.**


**Monte Krol
3D-Printing**

**Safety Meeting
on October 7th, at 9am**

Fire Extinguishers – everyone who is flying must have a fire extinguisher visible and accessible. This is a critical safety item and is mandatory.

2017 Badges – these must be visible on your person whenever you are at the field.

There are also the "Show & Tell", "Crash Can" for the most notable remains from an unplanned landing!



Get some Raffles Tickets! Win Great Prizes!!

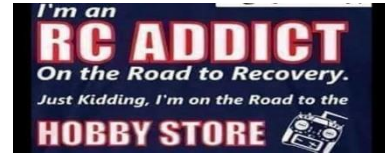


It is time for our annual board nominations and election. Your board is volunteers their time working together to keep the club active and maintain our flying site. We are always looking for volunteers to assist with events and training. This year's officers

(Greg Stone, Dave Kadonoff, Jim Finlayson) remain on the board for next year. We have 8 remaining board positions with the current nominees: David Radell, Gary Weitzman, Gene DeYoung, Steve Zingali, Rob Oglesby, Jack Gershfeld, Andy Borgogna, Nathan Stone.

Again, this year our December meeting will be a holiday pot luck. Be thinking about what you could bring. The club will provide, plates, utensils, cups, and drinks. We are also planning a great raffle.

Always enjoy flying all your aircraft. This is a great hobby and also an addiction that we all enjoy.



Let's all continue to enjoy and share this great hobby we have.

This Month Presenter's Bio

Monte Krol is a software engineer working at Blizzard Entertainment on the online game World of Warcraft. Monte's interests include computer programming, 3D printing, laser cutting, electronics, miniature gaming, coffee, and ice hockey, and he loves any way to combine those interests together. Monte learned to fly full-scale aircraft in 1992, but still doesn't have his RC wings. He lives in Lake Forest, CA with his wife Susan, daughter Lily, and son Noah, who already flies RC planes better than he does.

Club's Rules and Regulations Reminders

In order to make sure we are protecting our site and field everyone must enforce that everyone flying is wearing their badge. This is also required for guests and trainees.

There are guest and student badges in the container and these must be checked out each day someone is flying. There are **NO EXCEPTIONS** to this as we have had situations where guests or students are not aware of the field rules and in the case of guests may not have AMA membership.

Please note that students are not permitted to fly without an instructor with them for all flights and guests must have current AMA and the card must be placed on the clipboard when they are issued a guest badge for the day.

Wings Program:

All new members are required to pass the Wings Certification prior to issuance of their permanent badge.

With safety as our number 1 responsibility, we must all work to make sure that everyone flying at our field can maintain control of their plane by executing the following maneuvers:

- Take-off (right or left)
- Fly a flat oval pattern clockwise

- Fly a flat oval pattern counter-clockwise
- Fly a flat figure eight
- Land

Field Marshals:

There must be a field marshal on-duty anytime our field is open. If you are the first or only one there please put on the field marshal badge found in the container. Our on-duty field marshals have ultimate authority covering all flight and safety aspects.

We are getting Field Marshal training back on a regular schedule and you will see email updates in advance of each session.

We encourage everyone to attend who has not attended one of these sessions.

The Field Marshal's (and every member's) responsibility is to enforce and oversee the following key aspects in addition to field oversight:

- No Badge / No Fly
- All flying must stay beyond the edge of the runway and out over the grass.
- No taxiing in the pits or spectator area
- Communication on the flight line (pilots calling out takeoffs and landings)
- Everyone must have their own fire extinguisher out and accessible in their pit area
- **NO EXCEPTIONS** to any of the above

Flight Safety:

Everyone must be diligent in maintaining safe flying in compliance with our rules. All flying must be done beyond the edge of the runway and over the grass. To protect the safety of members and visitors no plane should ever fly behind the yellow flight-line.

In the event a plane breaches this line the pilot must land the plane immediately and determine the cause of this over flight. We must always maintain a safe zone for all behind the flight line.

Radio Interference:

There are reports about some downed planes where radio interference has been mentioned as the possible cause. If possible, while being safe, look over the crashed plane and see if the receiver LED is blinking, solid, or out.

Depending on your radio brand this can help indicate if a brownout or lockout occurred. We want to document when and where communication issues occur. If this happens to you or someone else make sure it is logged in the Field Marshal (red) notebook in the bin. We also want to mention that there are many pilot created reasons that this could occur based on any of these situations:

- Receiver antennae must be away from metal objects and wires. We have seen antennae and

satellite receivers placed along servo wires or beside Lipo's or ESC's. Any of these could cause diminished or blocked reception at times. Check your radio manufacturer's specifications for placement criteria.

- Verify your ESC and receiver voltage and load criteria. Most of us are flying with ESC's that provide both motor power and power for the receiver and servos. ESC's and Receivers have voltage and load specifications with most rated at 4.8 volts and load rated for 4 or 5 servos. If you have digital servos these draw more power. If you have more servos or load than the rating you could experience brownouts or low power to the receiver and servos that would result in loss of control.

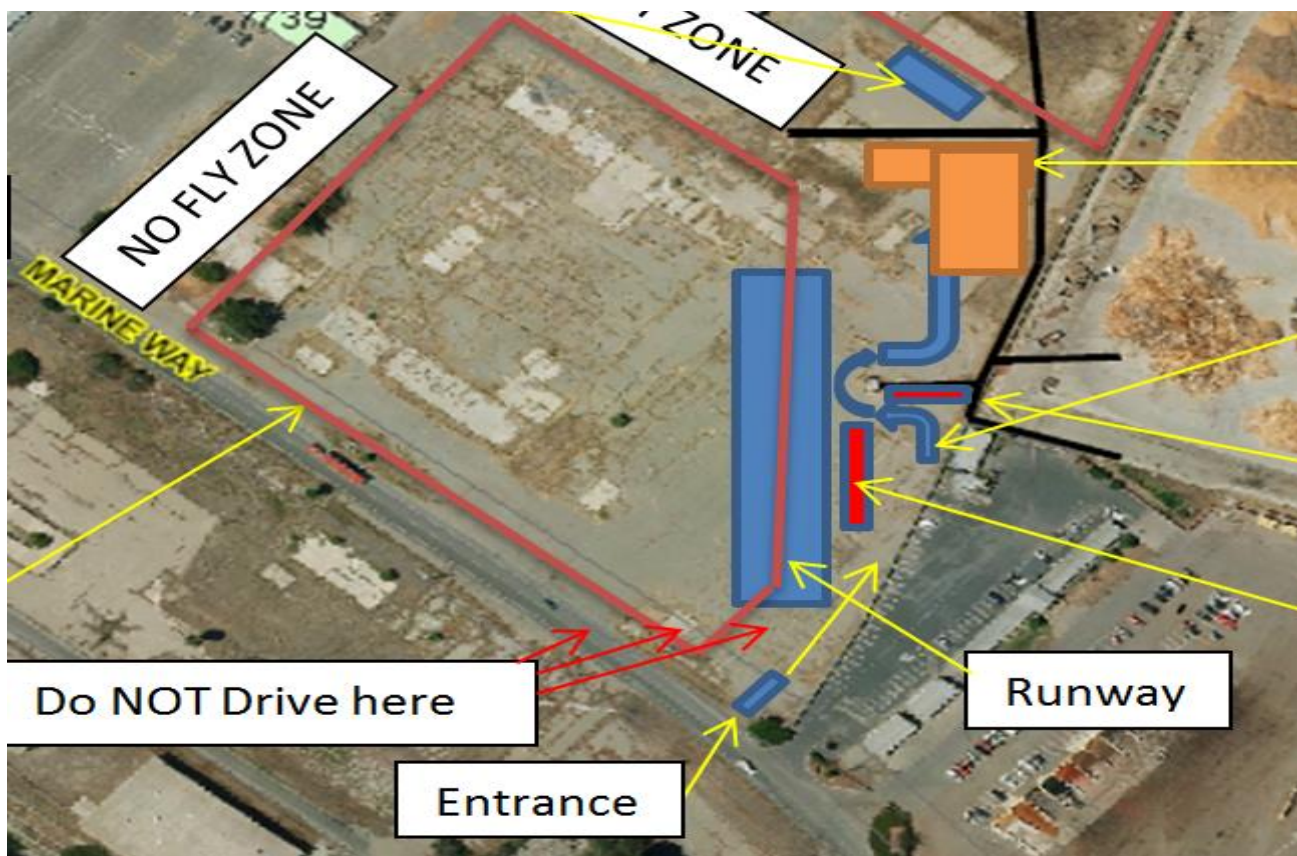
Field (Our #1 Asset) Safety:

With our ever increasing attendance and use of our field we must all be diligent with all aspects of safety.

This includes overall safety while flying and personal safety with our planes and batteries.

We must all be aware of what is going on around us when flying or just relaxing in the pits.

(See below for flying site boundaries)



OCRCC Board

- Greg Stone - President
- Dave Kadonoff - Vice President
- Jim Finlayson - Secretary
- Nathan Stone - Treasurer
- Gene DeYoung
- Robert Lung
- Gary Weitzman
- Steve Zingali
- Rob Oglesby
- David Radell
- Jack Gershfeld

We are all volunteers working together to keep the club active and maintain our flying site. We are always looking for volunteers to assist with events and training. Your board gives many hours of service working for you, our members.

Gilman Springs RC Flyers **2017 Consolidated Schedule of RC Events**

- **Saturday, August 5th.....Menifee Valley Flyers Members Appreciation Night Fly**
- **Saturday, August 12thMenifee Valley Flyers Summer Swap Meet**
- **Sunday, August 13thChino Flyers Trainer 40 and Club 40 Pylon Races**
- **Saturday, September 9thHemet Model Masters Autumn Swap Meet**
- **Saturday, September 9thVictor Valley RC Flyers Warbirds Pylon Race**
- **Saturday, September 16thVictor Valley RC Flyers Tailhook Contest**
- **Saturday, September 16th.....Gilman Springs RC Flyers End-of-Summer Night Fly**
- **September, 22/23/24thVictor Valley RC Flyers IMAC Event**
- **Saturday, September 23rdMenifee Valley Flyers Annual Poker Fly**
- **Sunday, October 8thChino Flyers Trainer 40 and Club 40 Pylon Races**
- **Saturday, October 14thGilman Springs RC Flyers Fall Swap Meet**
- **October 21/22ndAMA District 7 Pattern Championship at the RRCC Field**
- **Saturday, October 28thCorona RC Club Halloween Float Fly at Lake Perris**
- **November 4/5thF3J Soaring Event at the SCAMPS Field (next to RRCC Field)**
- **Saturday, November 11th.....Corona RC Club Veterans Day Celebration Cookout**
- **Saturday, November 25th.....Menifee Valley Flyers Fall Swap Meet**
- **Saturday, December 9th.....Corona RC Club Christmas Party & Toys for Tots Drive**
- **Sunday, December 10thChino Flyers Trainer 40 and Club 40 Pylon Races**

July 26, 2017

To make additions and/or changes to the Consolidated Schedule of RC Events, email Bob Estrella at EstrellaRC@hughes.net or phone him at (951) 490-2222.

Tip of the Month from Pipeline

By Dave Kadonoff

Great news and cautious news. The main entrance to the Great Park off of Sand Canyon is back open making it much easier for a number of members to access our flying site. In fact, both entrances are open so you can come and go in either direction which turns out to be an added bonus. However, power poles and power lines have been added to the back and left of our flight line. The ones to our left are on the near side of perimeter road so avoiding them, especially those who have flown over, threw, under or hit the lines on the far side must be very vigilant. I have seen all of these situations. Further, there is now much more traffic traversing Perimeter Road in both directions and this impacts us in several ways. We should not be flying near the road or power lines. Disturbing power or hitting a vehicle will likely cause problems for us. Please look at the road before taking off to the left or coming in from the left to pass or land to see if any vehicles might be passing. There have been a number of vehicles looking for our field and driving across the runway but if we scare someone passing in a car on Perimeter Road let alone hit them, the

repercussions could be severe. (We obviously scare ourselves enough!) Also, because of the overhead powerline, a saw horse barrier has been placed across our entrance. You really have to enter and exit very carefully to avoid possibly hitting a car. Slow down, proceed slowly and cautiously and we should be fine.

Flight boundaries. Many of us, myself included, have taken great liberties with the flight boundaries. If no one is flying in the heli area then we can, if we can control our aircraft, extend our flight down in that direction. But if anyone is down there, and it is up to the flyer to look before they take to the air, that area is off limits. We have a number of reports of planes flying down to and past the heli pad, while helis are in the air. Please look at the map below. Our right boundary is the near side of the building. That's not much room, but you don't want to knock an expensive helicopter out of the air while flying outside our boundaries. And the reverse is true for them as well.



September Club Meeting



Events Update

- OCMA Swap Meet – Saturday, September 30th
- 2018 Board nominations now through October 16th
- Great Park Spooktacular – Saturday and Sunday, October 14th & 15th
- Online voting for 2018 Board during November
- OCMA Toys for Tots Fun Fly – Saturday, December 9th (bring a \$10 or greater new, unwrapped toy) there will be open flying and lunch provided
- AMA Expo, January 5th – 7th at the Ontario Convention Center

Raffle Winners



Field Opening and Closing

Remember the field (airplane side) must be opened and closed. There have been recent reports that the fire extinguishers have been left out and the bin has been left open. These are our club assets and must be put away and the bin locked when you leave.

Porta Potty – While we have weekly cleaning service it appears that some have less than perfect aim or care for this facility that we all share. I present this graphic to remind everyone of the goal to keep it clean:

Safety Meetings – If you still need to complete the safety meeting requirement we will be having another meeting towards the end of February at the field. Without the Safety Sticker you may only fly with a spotter who has a safety sticker. You must attend an upcoming session to receive your safety sticker.

Fire Extinguishers – Everyone who is flying must have a fire extinguisher visible and accessible. This is a critical safety item and is mandatory.

2017 Badges – These must be visible on your person whenever you are at the field.

Safe Flying – Flight Boundaries – We still have some reports of airplanes being flown directly over the heli area. Remember our flight boundaries. Dangerous flying is cause for suspension.



Welcome to The
ORANGE COUNTY MODELERS ASSOCIATION

Swap Meet

Saturday, Sept 30, 2017



7:00AM - 12:00PM

\$5 per space



FIELD LOCATION DIRECTIONS

5305 Santiago Canyon Road

Follow Blue Diamond Road to the end

FROM SOUTH ORANGE COUNTY

FROM NORTH ORANGE COUNTY

Take any Freeway (not toll road) north to El Toro Road. Continue Eastbound on El Toro Road approximately 5 miles to Santiago Canyon Road (at the Cooks Coraers Biker Bar) Continue as the Road veers left and you are Northbound on Santiago Canyon Road approximately 13 miles (past the Railroad Bridge) to Blue Diamond Road (no sign marker) but you will notice signs in Cub Yellow for BAHIA BEACH PARK, LITTLE OAK PARK AND BIG OAK PARK.

(IF you arrive at the Irvine Lake Entrance, you past up the right turn)

Turn right through the gate (Blue Diamond Road) and continue on paved road for 1 mile. At the white entrance pipe gate is OCMA "Bob Swenson Memorial Field".

Take 22 freeway east to 55 freeway junction. Get off the 55 freeway at first opportunity (Chapman Avenue Eastbound). Continue on Chapman Avenue Eastbound approximately 5 miles to the two Toll Roads onramps. At the Toll Roads onramps Chapman Avenue changes in name to Santiago Canyon Road. Continue Eastbound on Santiago Canyon Road until you reach the entrance to Irvine Lake (on your left) approximately 2 miles. Continue on Santiago Canyon Road to the next left turn opportunity (3/4 mile). Turn left through the gate (this is Blue Diamond Road) and continue on the paved road for 1 mile.

At the white entrance pipe gate is OCMA "Bob Swenson Memorial Field".

CHINO, CA  VALLE, AZ
PLANES OF FAME AIR MUSEUM

 **2017 SCHEDULE OF EVENTS** 

(See our website www.planesoffame.org for more information)

JANUARY	7	Living History Flying Day featuring the: Curtiss P-40 Warhawk * The United States Postal Service will hold a First-Day-of-Issue Stamp Dedication Ceremony for the NEW LOVE Skywriting Stamp!
FEBRUARY	4	Living History Flying Day featuring the: Lockheed P-38 Lightning
MARCH	4	Living History Flying Day featuring the: North American P-51 Mustang
MARCH	11	3rd Annual Hangar Dance with Big Band Orchestra
APRIL	1	Living History Flying Day featuring the: North American B-25 Mitchell
MAY	6-7	Planes of Fame Air Show May 6-7 2017, Chino Airport
MAY	14	Mother's Day - Moms Admitted FREE!
JUNE	3	Living History Flying Day featuring the: North American F-86 Sabre
JUNE	18	Father's Day - Dads Admitted FREE!
JULY	1	Living History Flying Day featuring the: Republic P-47 Thunderbolt
JULY	22	World War I and Early Aircraft (Special Presentation)
AUGUST	5	Living History Flying Day featuring the: Vought F4U-1A Corsair
SEPTEMBER	2	Living History Flying Day featuring the: Douglas AD-4 Skyraider
SEPTEMBER	16	Boeing B-17 Flying Fortress (Special Presentation)
OCTOBER	7	Living History Flying Day featuring the: Douglas SBD-5 Dauntless
OCTOBER	28	11th Annual 'Taste of Flight' Gala
NOVEMBER	4	Living History Flying Day featuring the: Northrop N9MB Flying Wing
NOVEMBER	11	Veterans Day - Veterans Admitted FREE!
NOVEMBER	18	Eastern Front of WWII (Special Presentation) & Aviation Book Sale
DECEMBER	2	Living History Flying Day featuring the: Mitsubishi A6M5 Zero

Living History Flying Days are held on the 1st Saturday of each month, and begin with a presentation at **10:00 AM** by a panel of featured topic experts. Event concludes with a flight demonstration by the featured aircraft (whenever possible).

All events are at **Planes of Fame Air Museum**, Chino Airport, unless otherwise noted. Event schedules may be subject to change. (Special additional events are noted in blue.)

FREE ADMISSION TO MEMBERS!

BECOME A MEMBER TODAY!

YOUR SUPPORT KEEPS OUR DOORS OPEN & THE AIRCRAFT FLYING!

As an independent 501(c)(3) nonprofit organization, Planes of Fame Air Museum receives no government or public agency funds. By becoming a member, you help us achieve our mission:

To preserve aviation history, inspire interest in aviation, educate the public, and honor aviation pioneers and veterans.

Just a few Membership benefits:

- ★ **FREE admission** to the Planes of Fame Museums (Chino, CA & Valle, AZ)
- ★ **FREE admission** to the monthly Living History Flying Day events
- ★ **10% discount** in our Gift Shop
- ★ **FREE admission** to the Planes of Fame Airshow (restrictions apply)
- ★ **ELIGIBLE FOR MEMBER RAFFLE FLIGHTS!**

Your Membership Counts - Call, Mail, or Visit Our Website to Join Today!

(909) 597-3722 ext. 1 ★ **WWW.PLANESOFFAME.ORG**

Planes of Fame Air Museum, 7000 Merrill Ave, #17, Chino, CA 91710

MEMBERSHIP FORM

Here is my \$_____ donation, please sign me up for the:

- \$75 INDIVIDUAL** **\$150 FAMILY** (4 family members)
(Additional levels available, contact us for details!)

- Check VISA MasterCard AMEX

Please make checks payable to: **"Planes of Fame Air Museum"**

Name _____

Address _____

City _____ ST _____ Zip _____

Phone _____ Date _____

Email _____

Card Number _____ Exp. Date _____

Signature _____

Planes of Fame Air Museum is open Sun-Fri 10am to 5pm & Sat 9am to 5pm

(Closed Thanksgiving & Christmas Day)

Members: FREE! • General Admission: \$11 • 5-11 yrs: \$4 • 4 yrs & under: FREE!

